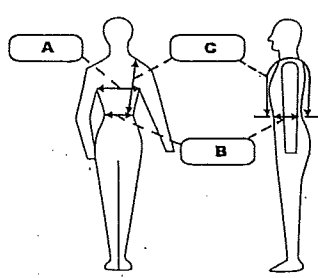


Size and Fit

It is important that the Body protector you select is a correct fit. It should be a snug fit when worn over light clothing. In bad weather outer garments may be worn over it.

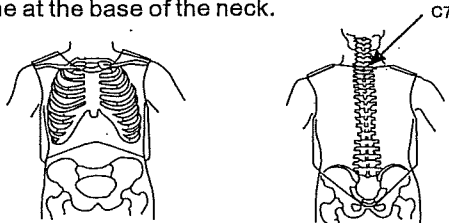
Size Available	A	B	C
Size	Chest Girth, cm	Waist Girth, cm	Shoulder Girth, cm
Adult			
X-Large	108-118	102-112	107-118
Large	98-107	92-101	97-107
Medium	89-97	83-91	88-97
Small	80-88	74-82	79-88
Child			
X-Large	76-82	69-75	75-82
Large	72-79	66-73	71-79
Medium	65-71	59-65	64-71
Small	58-64	52-58	57-64



Select a correct body protector

When correctly fitted your body protector should cover the following areas of your body:

- The whole circumference of the torso.
- The front should reach to at least 25mm below the last rib. At the side it should reach the pelvis, and at the back it should extend at least 15cm below the top of the pelvis on an adult.
- The front protector should reach near the top of the sternum below the chin. And the back should cover the seventh cervical vertebra, which is the prominent bone at the base of the neck.



When you have chosen the best fitting body protector check it for wearability. Sit on a low chair, crouch forward till your shoulders are near or in contact with your knees; can you look up and forwards? Sit up; would the tail of the body protector touch the saddle? Stand up; can you bring your hands together in front of you and also reach back behind you without impediment by the Protector? The protector fits if all these movements can be made satisfactorily.

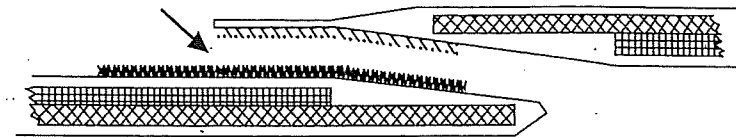
Instruction for use - Adjustment

Put on the selected size body protector vest and adjust for a snug, secure fit. To begin final adjustments for a proper fit, first check the shoulders double velcro strap retention system. Begin by tightening the first strap which is part of the cover itself. Make sure this velcro strap covers all of the RED velcro area. Next, for added safety and security, pull the second outer velcro strap upwards and attach the strap to the other outer velcro tab.

After finishing with adjustments to the double velcro strap retention system for shoulders, move to the waist area for final adjustments.

Pull the waist flaps of the back panel forward and press them onto the Velcro of the front panel. Tighten one then the other to get a tight fit. Adjust the length of the waist strap and do it up.

Ensure that all hooks fastening at each closure is in contact with loop material. Check the overall fit is snug, and that NO RED VELCRO should be exposed at the shoulder closure. NO RED VELCRO should be exposed at the waist before the fastening is done up. If the protector is too small, try next larger size.



- Red loop closure material
- Black loop closure material
- Hook loop closure material

Protection provided

The SupraFlex Protector will give protection from impacts against soft or hard ground, or objects such as trees, vehicles, posts or rails. Fallen riders also risk being kicked or trodden on. Injuries cannot be entirely prevented by this body protector but should be reduced in severity. Injuries will not be prevented in accidents involving severe torsion, flexion, extension or crushing of the body. Spinal protection is not provided.

The foam in your body protector is sensitive to extreme temperatures. The protective value is reduced if it is subjected to high temperatures. Any alteration, incorrect cleaning or miss-use may also be detrimental to the performance of your body protector.

Warning

- Always wear a CE marked riding helmet while riding a horse.
- This body protector is only intended for equestrian use and has not been tested or approved for any other uses
- Ensure that you are wearing the correct size of body protector and that it is adjusted to show NO RED VELCRO at the shoulder and waist closures. If RED VELCRO is visible, the protector is too small or is incorrectly fastened.
- This body protector can help reduce the severity of any accident but cannot prevent the possibility of all severe injuries. Use common sense in combination with a body protector and riding helmet
- This product consists of multi-block foam and a fabric garment cover which are sewn together. Alterations or repairs should only be carried out by the original manufacturer